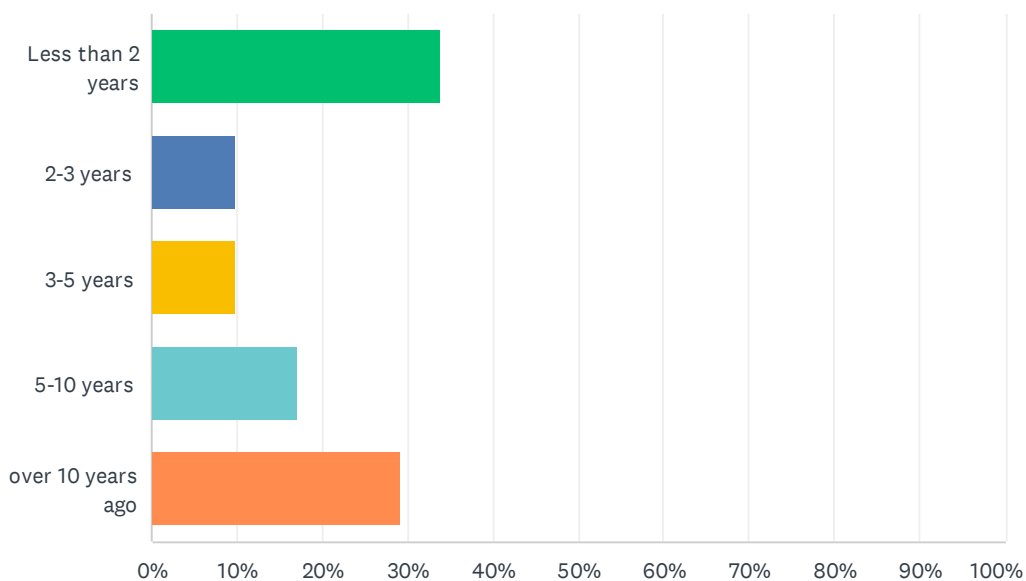


Q1 How long has it been since you've graduated from ICE?

Answered: 304 Skipped: 1

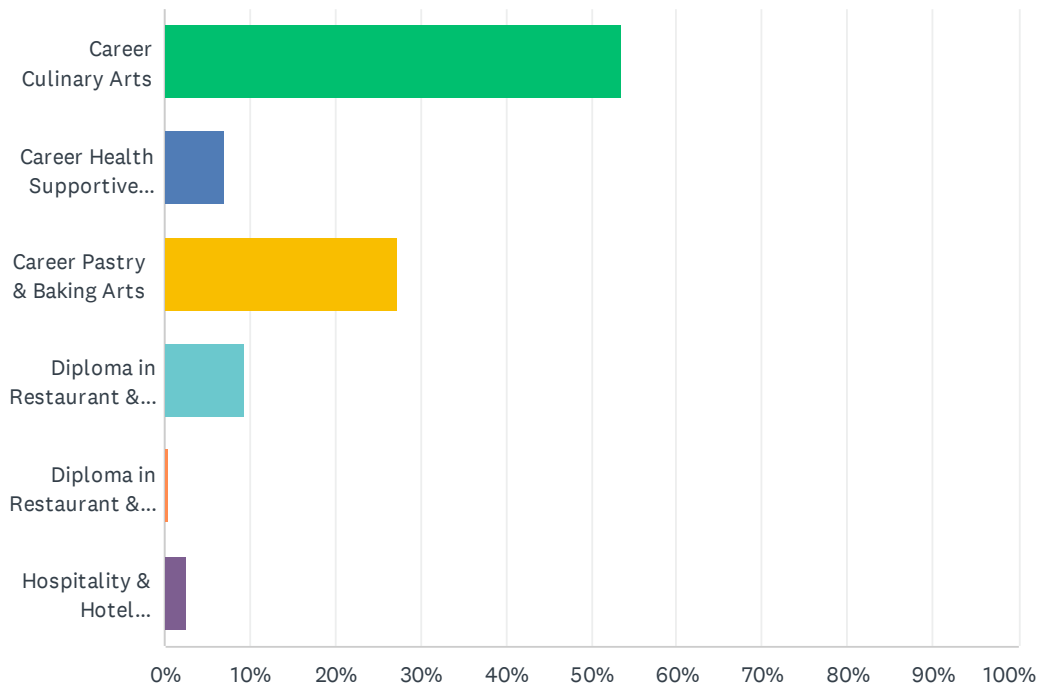


ANSWER CHOICES	RESPONSES	
Less than 2 years	33.88%	103
2-3 years	9.87%	30
3-5 years	9.87%	30
5-10 years	17.11%	52
over 10 years ago	29.28%	89
TOTAL		304

Q2 From which program(s) did you graduate?

Answered: 301 Skipped: 4

ICE Alumni Survey 2022

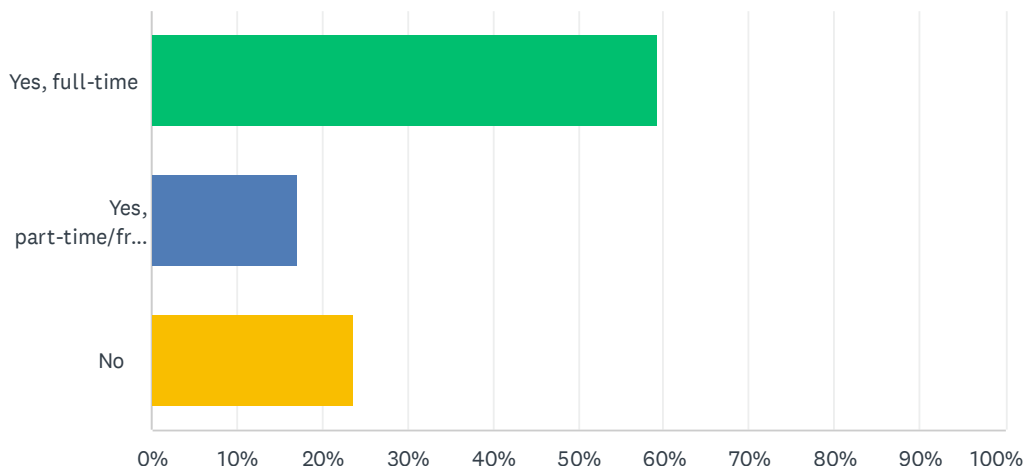


ANSWER CHOICES	RESPONSES	
Career Culinary Arts	53.49%	161
Career Health Supportive Culinary Arts	6.98%	21
Career Pastry & Baking Arts	27.24%	82
Diploma in Restaurant & Culinary Management	9.30%	28
Diploma in Restaurant & Culinary Management (Online)	0.33%	1
Hospitality & Hotel Management	2.66%	8
TOTAL		301

Q3 Are you currently employed in the food/hospitality industry?

Answered: 305 Skipped: 0

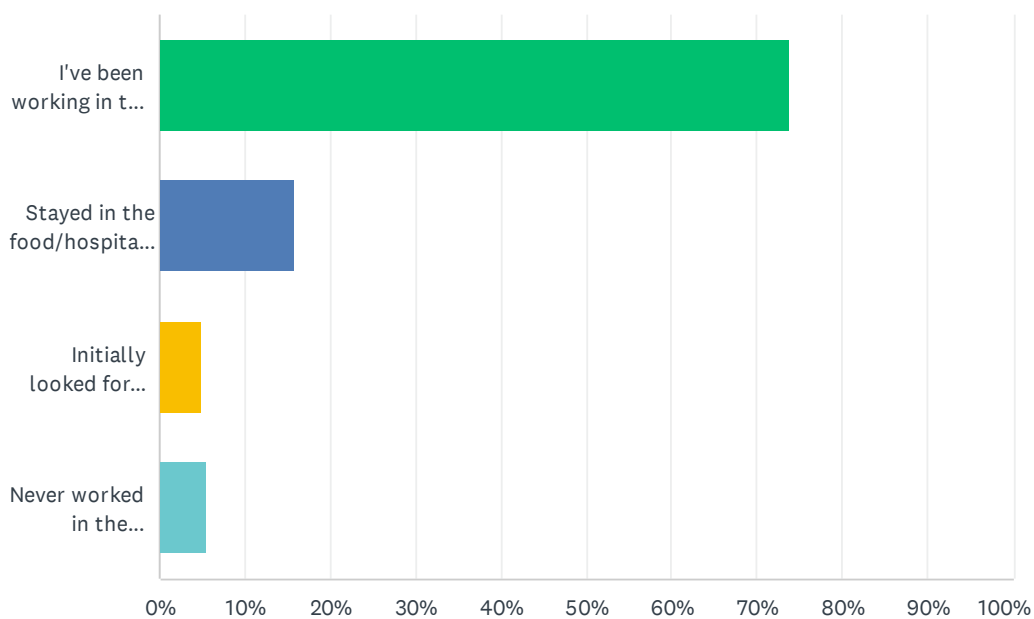
ICE Alumni Survey 2022



ANSWER CHOICES	RESPONSES	
Yes, full-time	59.34%	181
Yes, part-time/freelance	17.05%	52
No	23.61%	72
TOTAL		305

Q4 Which of the following best describes your career path after graduation?

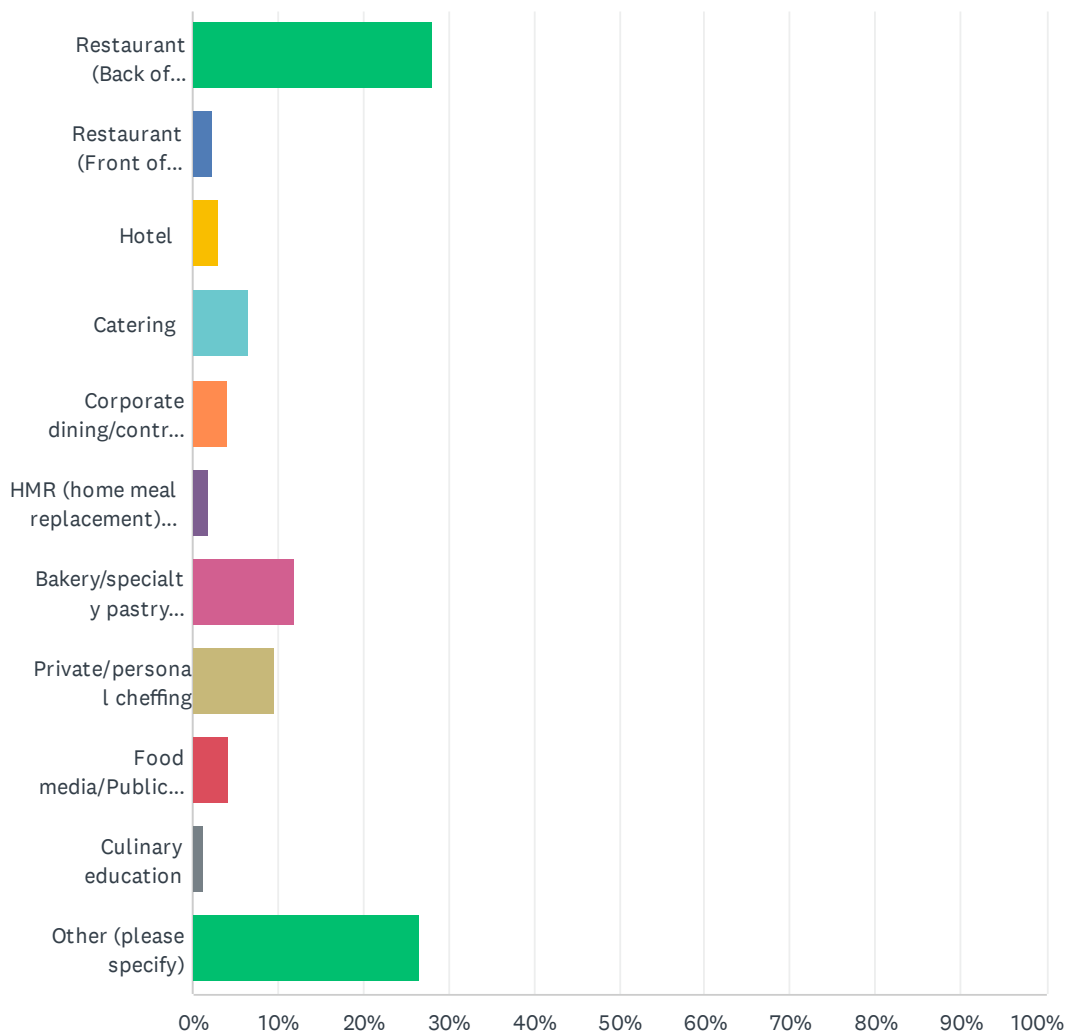
Answered: 304 Skipped: 1



ANSWER CHOICES	RESPONSES	
I've been working in the food/hospitality field since graduation.	73.68%	224
Stayed in the food/hospitality industry initially, then went into a different/former industry.	15.79%	48
Initially looked for related employment, but didn't find the right opportunity to make the career change.	4.93%	15
Never worked in the food/hospitality field after graduation. (Remained in former career/entered different field.)	5.59%	17
TOTAL		304

Q5 Which of the following best categorizes the area of the food/hospitality industry in which you're currently employed?

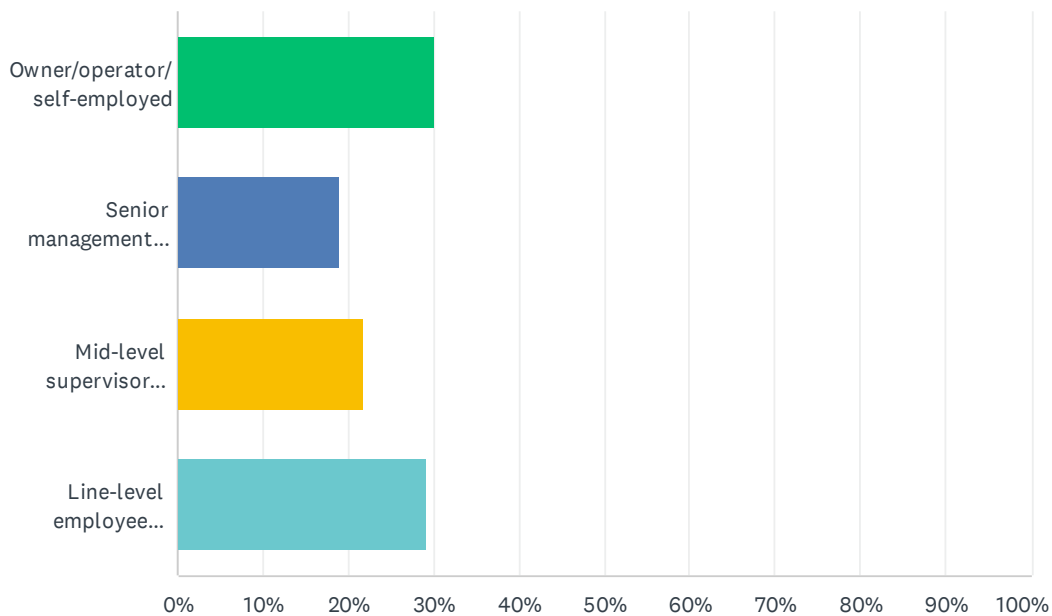
Answered: 301 Skipped: 4



ANSWER CHOICES	RESPONSES	
Restaurant (Back of house/kitchen)	28.24%	85
Restaurant (Front of house)	2.33%	7
Hotel	2.99%	9
Catering	6.64%	20
Corporate dining/contract foodservice	3.99%	12
HMR (home meal replacement)/prepared foods/gourmet markets	1.99%	6
Bakery/specialty pastry operation	11.96%	36
Private/personal cheffing	9.63%	29
Food media/Public relations	4.32%	13
Culinary education	1.33%	4
Other (please specify)	26.58%	80
TOTAL		301

Q6 Which of the following most accurately describes the level of your current position?

Answered: 280 Skipped: 25

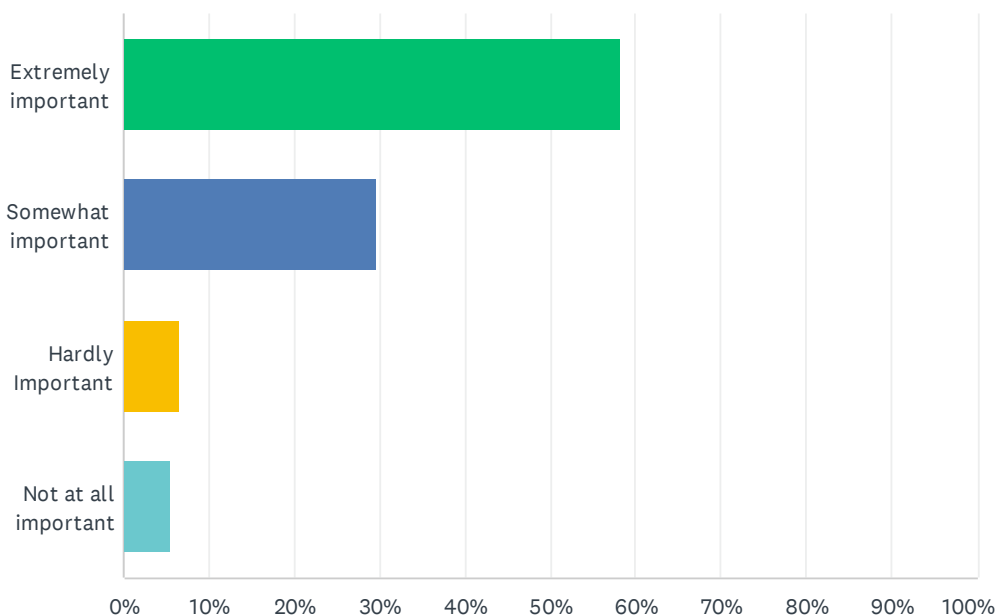


ICE Alumni Survey 2022

ANSWER CHOICES	RESPONSES	
Owner/operator/self-employed	30.00%	84
Senior management (executive chef, general manager, test kitchen director, etc.)	18.93%	53
Mid-level supervisor (sous chef, service manager, asst. store manager, etc.)	21.79%	61
Line-level employee (garde-manger, server, sales assistant, guest services agent, etc.)	29.29%	82
TOTAL		280

Q7 How important has your ICE education been to your culinary/hospitality career?

Answered: 301 Skipped: 4

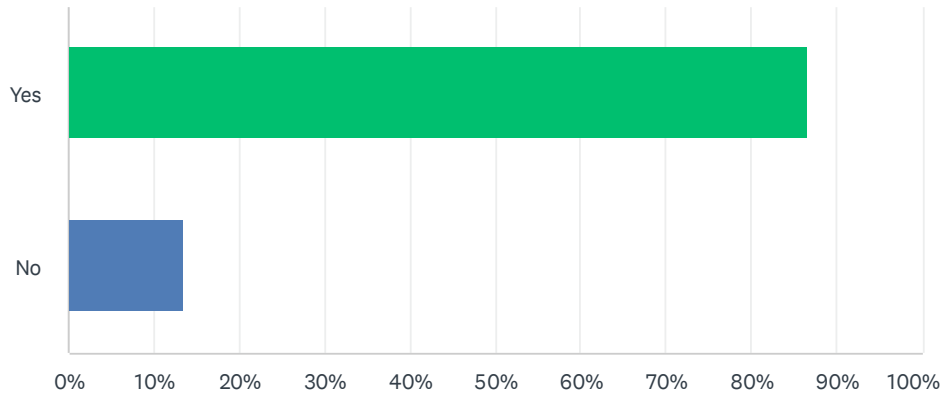


ANSWER CHOICES	RESPONSES	
Extremely important	58.14%	175
Somewhat important	29.57%	89
Hardly Important	6.64%	20
Not at all important	5.65%	17
TOTAL		301

Q8 Would you recommend an ICE education to someone looking to launch a culinary/hospitality career?

Answered: 304 Skipped: 1

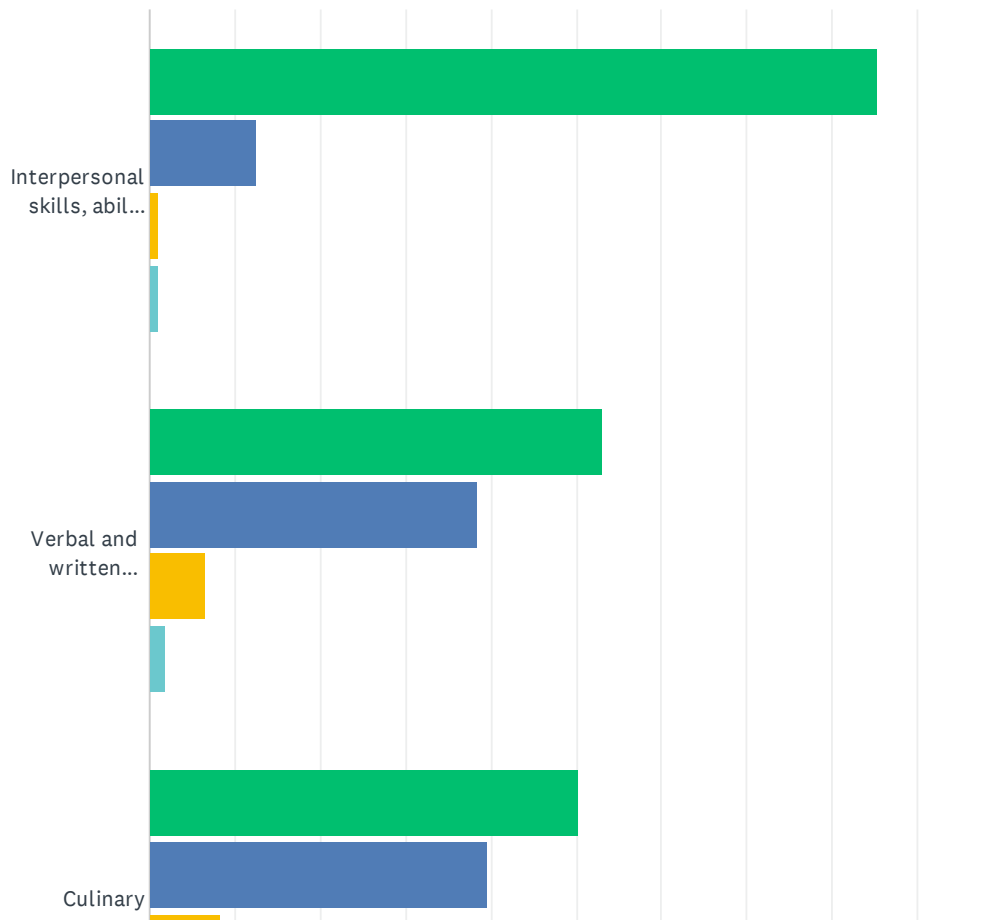
ICE Alumni Survey 2022



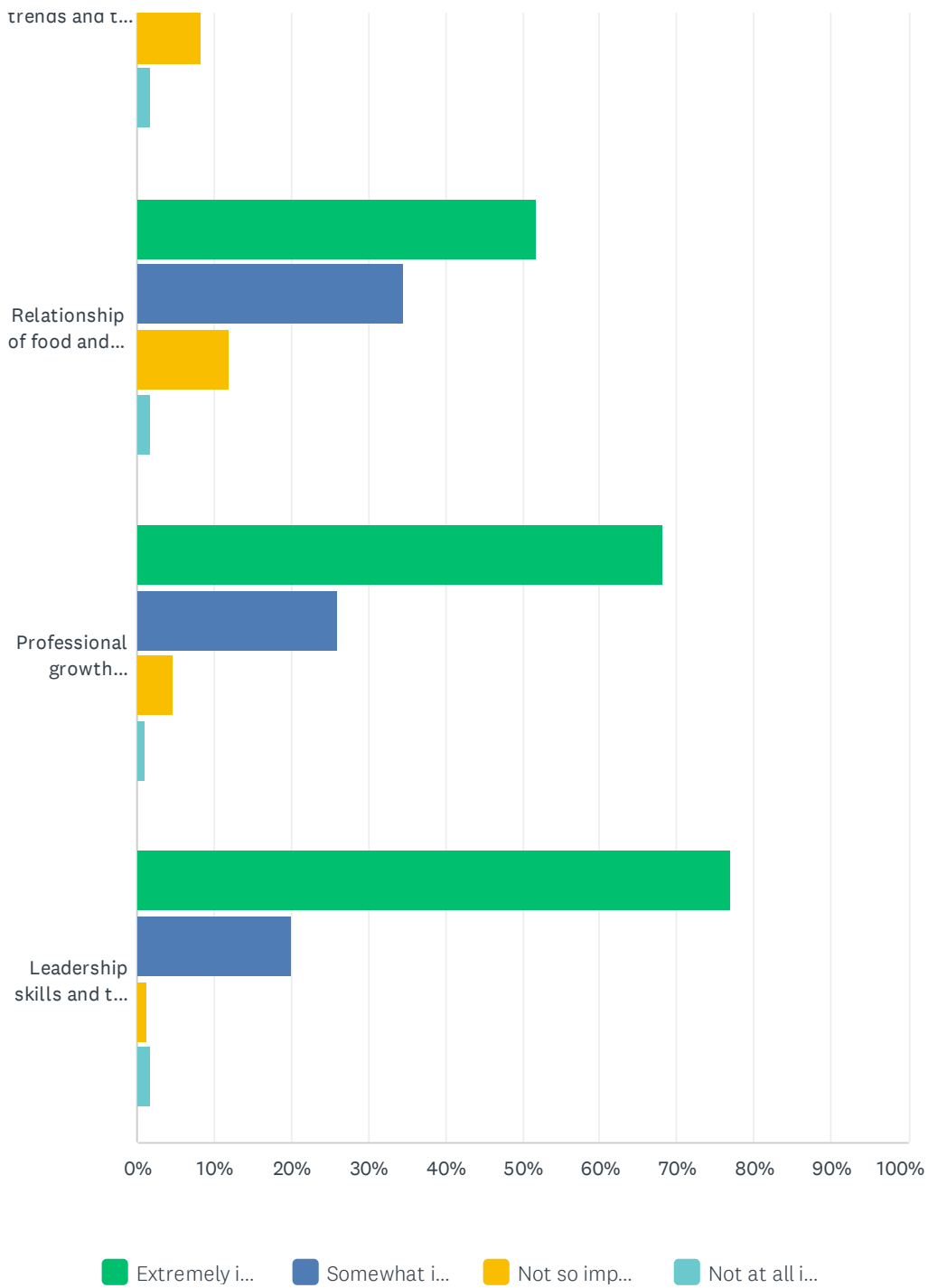
ANSWER CHOICES	RESPONSES	
Yes	86.51%	263
No	13.49%	41
TOTAL		304

Q9 Rate how important you feel the below knowledge areas are for graduate success in today's culinary/hospitality field?

Answered: 301 Skipped: 4



ICE Alumni Survey 2022



ICE Alumni Survey 2022

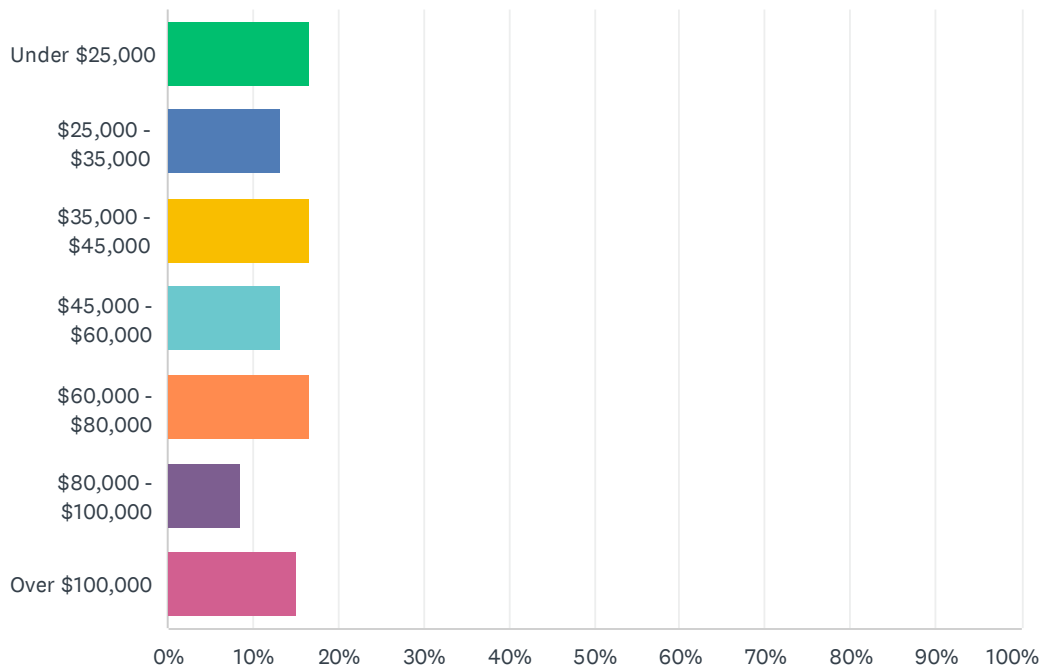
	EXTREMELY IMPORTANT	SOMEWHAT IMPORTANT	NOT SO IMPORTANT	NOT AT ALL IMPORTANT	TOTAL
Interpersonal skills, ability to understand others	85.38% 257	12.62% 38	1.00% 3	1.00% 3	301
Verbal and written business communication strategies, including social media content	53.00% 159	38.33% 115	6.67% 20	2.00% 6	300
Culinary trends and the historical context of food	50.33% 151	39.67% 119	8.33% 25	1.67% 5	300
Relationship of food and nutrition on health and wellness	51.83% 156	34.55% 104	11.96% 36	1.66% 5	301
Professional growth strategies, career and work-life balance planning	68.23% 204	26.09% 78	4.68% 14	1.00% 3	299
Leadership skills and team building	76.95% 227	20.00% 59	1.36% 4	1.69% 5	295

Q10 What do you like most/least about working in the food/hospitality industry?

Answered: 253 Skipped: 52

Q11 Optional: Which salary range describes your current employment compensation?

Answered: 271 Skipped: 34



ICE Alumni Survey 2022

ANSWER CHOICES	RESPONSES	
Under \$25,000	16.61%	45
\$25,000 - \$35,000	13.28%	36
\$35,000 - \$45,000	16.61%	45
\$45,000 - \$60,000	13.28%	36
\$60,000 - \$80,000	16.61%	45
\$80,000 - \$100,000	8.49%	23
Over \$100,000	15.13%	41
TOTAL		271

Q12 If you'd like, please share here any additional thoughts about your ICE education or recommendations for the school.

Answered: 172 Skipped: 133

Q13 Optional: Please provide us with your name and current employer.

Answered: 143 Skipped: 162

ANSWER CHOICES	RESPONSES	
Name:	100.00%	143
Employer:	88.11%	126
Address:	69.23%	99
Address 2:	15.38%	22
City/State:	77.62%	111
ZIP/Postal Code:	72.03%	103
Country:	72.03%	103
Job Title:	87.41%	125
Start Date of Employment:	78.32%	112